
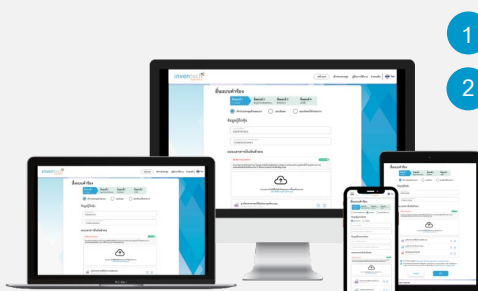


## Guidelines for attending of Electronic Meeting by Inventech Connect

➤ In case shareholders and proxies to attend the meeting via electronic media as follows:

### Step for requesting Username & Password from via e-Request system

1. The Shareholders must submit a request to attend the meeting by electronic media via Web Browser at <https://inv.inventech.co.th/TISCOBANK292276R/#/homepage> or scan QR Code  and follow the steps as shown in the picture



**\*\* Merge user accounts, please using the same email and phone number \*\***

- 1 Click link URL or scan QR Code in the letter notice Annual General Meeting
- 2 Choose type request for request form to 4 steps
  - Step 1 Fill in the information shown on the registration page
  - Step 2 Fill in the information for verification
  - Step 3 Verify via OTP
  - Step 4 Successful transaction, the system will display shareholder's information again for verification
- 3 Please wait for an email information detail of meeting and Password

2. For Shareholders who would like to attend the Meeting via electronic media either by yourself or proxies who are not the Company's independent directors, please note that the registration system will be available from April 8, 2025 at 8:30 a.m. until the end of the meeting.

3. The electronic conference system will be available on April 18, 2025 at 08:00 a.m. (2 hours before the opening of the meeting). Shareholders or proxy holders shall use the provided Username and Password and follow the instruction manual to access the system.

### Appointment of Proxy to the Bank's Directors

For Shareholders wishing to appoint the Bank's Independent Directors as proxy, please submit a request from together with the identification documents via electronic media, or send a well-completed proxy from together with the identification documents to the Bank in advance of the scheduled meeting date. The proxy form and required documents shall be delivered to the Bank within April 11, 2025 at 5.00 p.m.

Corporate Secretariat Office

TISCO Bank Public Company Limited, 7th Floor,

48/2 TISCO Tower, North Sathorn Road, Silom, Bangrak, Bangkok 10500

### If you have any problems with the software, please contact Inventech Call Center



02-931-9130



@inventechconnect



The system available during April 8-18, 2025 at 08.30 a.m. – 05.30 p.m.

(Specifically excludes holidays and public holidays)

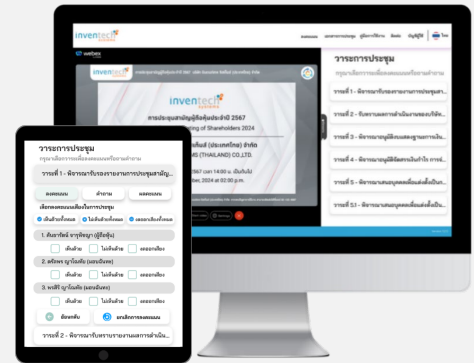


Report a problem

@inventechconnect

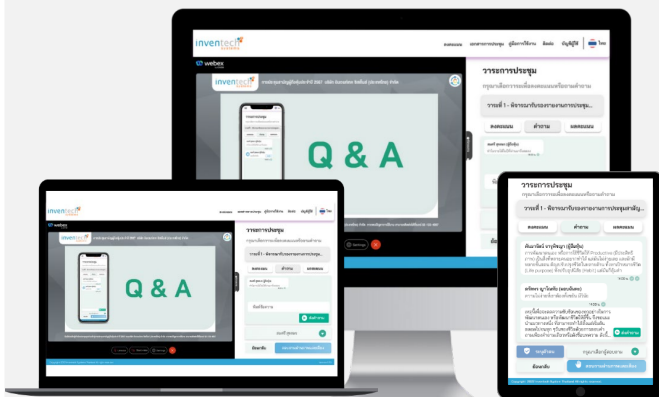
## Steps for registration for attending the meeting (e-Register) and voting process (e-Voting)

- 1 Enter the email and password that you received from your email or request OTP
- 2 Click on "Register" button and you will counted as a quorum.
- 3 Click on "Join Attendance", Then click on "Accept" button
- 4 Select which agenda that you want to vote
- 5 Click on "Vote" button
- 6 Click the voting button as you choose
- 7 The system will display status your latest vote



To cancel the latest vote, please press the button "Cancel latest vote" (This means that your most recent vote will be equal to not voting, or your vote will be determined by the agenda result) Voting can be changed until the closing of voting session.

## Step to ask questions via Inventech Connect



- Select which agenda
- Click on "Question" button
- 1 Ask a question
  - Type the question then click "Send"
- 2 Ask the question via video
  - Click on "Conference" button
  - Click on "OK" for confirm your queue
  - Please wait for your queue to ask questions before opening your microphone and camera.

## How to use Inventech Connect



User Manual and Video of using Inventech Connect

\* Note Operation of the electronic conferencing system and Inventech Connect systems. Check internet of shareholder or proxy include equipment and/or program that can use for best performance. Please use equipment and/or program as the follows to use systems.

1. Internet speed requirements

- High-Definition Video: Must have internet speed at 2.5 Mbps (Speed internet that recommend).
- High Quality Video: Must be have internet speed at 1.0 Mbps.
- Standard Quality Video: Must be have internet speed at 0.5 Mbps.

2. Equipment requirements.

- Smartphone/Tablet that use IOS or android OS.
- PC/Laptop that use Windows or Mac OS.

3. Requirement Browser Chrome (Recommend) / Safari / Microsoft Edge \*\* The system does not support internet explorer.

➤ In case shareholders and proxies to attend the meeting via meeting room as follows:

### Step for requesting via register

1. In case of in person attendance

- 1 Bring the identification documents for verification
- 2 Wait for verification and registration
- 3 Received a ballot

2. In case of proxies

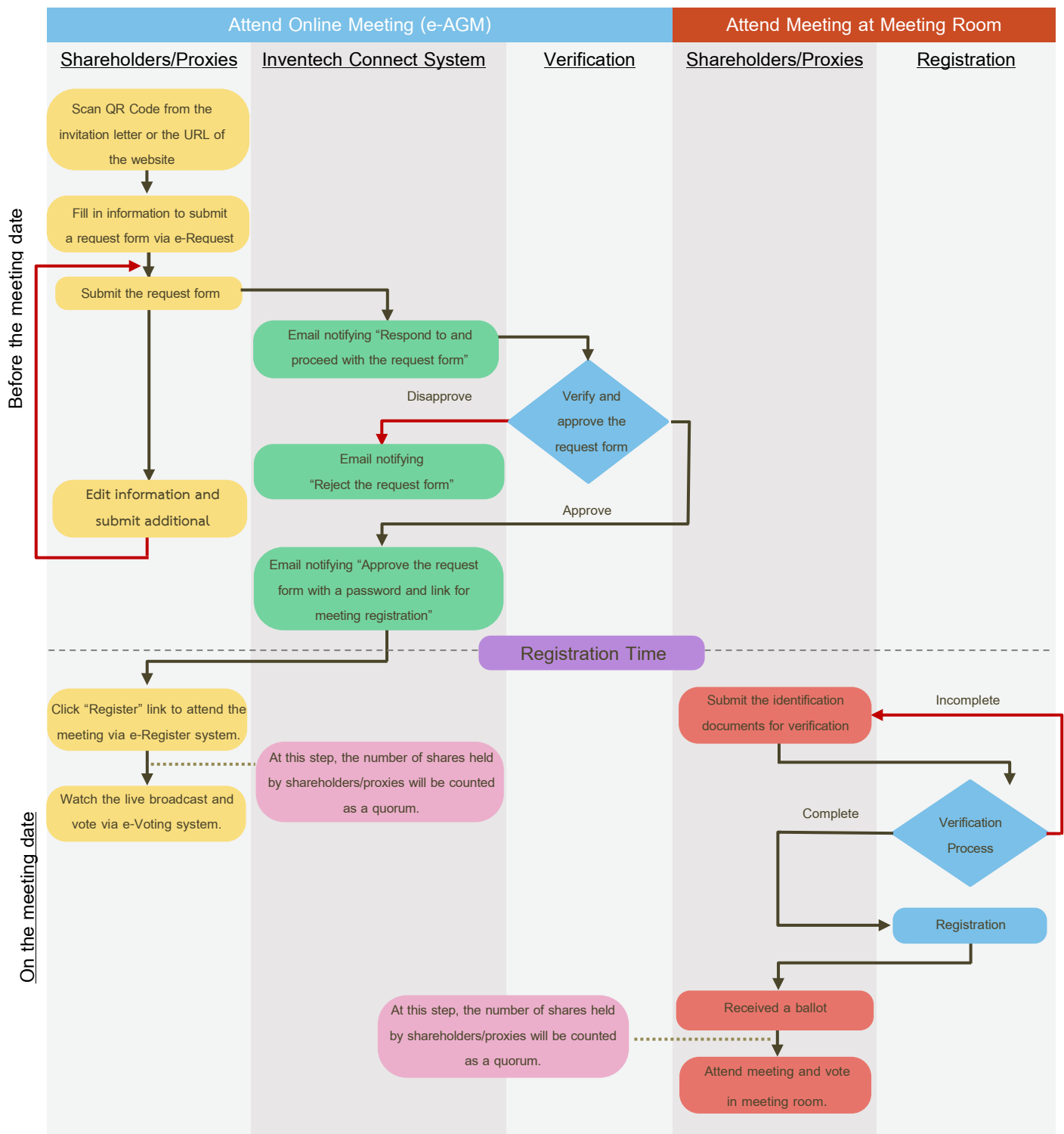
- 1 Bring the identification documents for verification
- 2 Wait for verification
- 3 Submit the verified documents for registration
- 4 Wait for register
- 5 Received a ballot

3. Join meeting in meeting room

4. Cast your vote by using ballot

Ballot 1: Shareholder Nantana Sutham, 200,000,000 shares. Ballot 2: Proxy, 200,000,000 shares. Both ballots include a QR code, a barcode, and checkboxes for 'Approve', 'Disapprove', and 'Abstain'.

## Flowchart for Meeting Attendance via Electronic Media and Physical Meeting



## System Usage Conditions via Electronic Meetings (e-Meeting)

## In case of merging account/change account

In case of submitting multiple requests by using the same email address and phone number, the system will merge accounts or in case of more than 1 account, you can click on "Change account" button to switch between accounts, while the previous used accounts will still be counted as the base votes in the meeting.

## In case of leaving the meeting

Attendees can click "Register for leaving the meeting". As such, the number of your shares will be deducted from the base votes in all remaining agenda items.